

If we cover your eyes and ask you to read, then would you be able to read? Your answer will be – No. However, there are many people in the world who cannot see but, they can read. Helen Keller was one such person, who could not see, but, she was a very famous writer.

### Points for discussion:

- How do people who are unable to see read books?

### Things to do:

Keep different types of pens, pencils, sketch pens, etc., which are similar in appearance, in a bag made up of thick cloth. Ask your friend to put his hand in the bag and try to identify any one of the items with closed eyes. In the same way, ask all your friends to recognize each item in turns.

### Points for discussion:

- How did you identify those things?

You must have identified them by touching. Similarly, those people who cannot see, recognize the letters by touching them with the help of a special script known as the BRAILLE SCRIPT.

### LET'S KNOW BRAILLE SCRIPT




Fig. 3.1 Notations of Braille Script



## INVENTION OF BRAILLE SCRIPT

There was a person named Louie Braille, and he belonged to France. During his childhood, once he was playing in his father's workshop and his eyes got injured. He became blind. Louie Braille was a brilliant student. Louie Braille was being taught using a special technique. It was very difficult to teach him from the books and it took a lot of time. One day, a Captain of the army visited his school and he showed a script based on 12 dots developed by him, to the students and teachers. Louie Braille became highly impressed by that script. He made many efforts and modified the 12 dots writing method into six dots method. Therefore, this script developed by Louie Braille was given the name BRAILLE SCRIPT.

Now you know that how those persons who are unable to see, can read and write. But, you must have seen some persons who can't speak and hear. These people express themselves by doing actions with their hands. Let's study how these people understand the language of gestures.

### Do the following activity:

Divide the class into two groups. One of the members of each group will give instructions without speaking, by just using gestures with hands like- stand-up, come here, open your book, etc. and the students of the second group will try to understand the instruction given using gestures and perform the same.

Now, the way you understood the instructions through gestures, similarly, for those people who cannot speak and hear, a special type of language known as SYMBOLIC LANGUAGE is used.

The pictures of symbolic language are given below. With the help of these figures, try to make your classmates understand the word BOY without speaking. You can ask more such words.



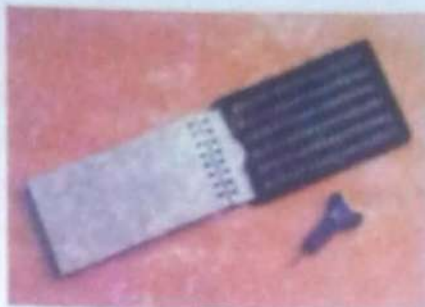
Fig. 3.5 Symbolic Language



In Braille Script, there are embossed indications for all the letters (like A, B, C,...). Refer fig. 3.1. In this system, the shapes of all the letters are formed with 6 embossed dots.



**Fig. 3.2 Stylus**



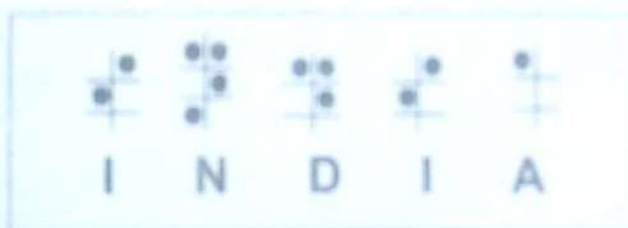
**Fig. 3.3 Scale**

A thick sheet of paper is placed on a wooden slab. A special scale is there on the paper, on which there are groups of 6 dots each in a row (refer fig. 3.3). On that paper, we write the letter by making a hole accordingly with the help of a pointed pen, which is known as Stylus. e.g. if we want to write a letter 'A' then, a hole is made with a pointed pen on the first dot.

After this, the paper is turned over and the holes made can be felt as raised dots on the back side. By touching them, whatever is written on that paper can be read.

### Things to do:

The word 'INDIA' is written below in Braille Script. You also try to write your name in Braille Script with the help of Braille Script chart.



**Fig. 3.4 Braille Script**

**Instruction for the teacher:** Discuss with the students, the important aspects of the lives of persons with special needs and about sensitivity towards them.

### Think and answer the following:

- If there are any students in your class who are unable to see, speak or walk, in what ways will you help them?

### Things to do:

- If there are any children with special needs, in your surroundings and they do not go to study, then encourage them and try to bring them to school along with you.
- Stick a thick thread on the boundaries of any four states on the map of India. Then, close your eyes and try to recognize different states by moving your finger over e.g. Rajasthan, Gujarat, Jammu - Kashmir, Kerala, etc.
- Are there any persons in your vicinity who achieved success in life despite physical impairments?
- Have a discussion with these people and try to know about their struggle in life.

### CEREBRAL PALSY

Have you ever heard about Cerebral Palsy? It is a type of disease. In this disease, all the organs of the body like hands, legs, etc., are all right, but do not work properly. Due to this disease, the patient's brain has no control on the organs of the body, due to which the person cannot perform a particular activity e.g. he is unable to lift a book placed, in front of him.



























Some specific type of exercise is required in this disease. Due to physical exercise, gradually brain starts controlling the organs of the body. Similarly, there are some specific exercises to perform the activities like reading and writing. By practicing the exercises, gradually the patient becomes normal. Although, he cannot work with a normal speed like us, but, still his condition improves to a large extent.

**Instruction for the teacher –** The Doordarshan telecasts a special news bulletin for the deaf and the dumb people. Try to show this news to the students in your class, if possible.



<b>A</b>		<b>H</b>		<b>O</b>		<b>V</b>	
<b>B</b>		<b>I</b>		<b>P</b>		<b>W</b>	
<b>C</b>		<b>J</b>		<b>Q</b>		<b>X</b>	
<b>D</b>		<b>K</b>		<b>R</b>		<b>Y</b>	
<b>E</b>		<b>L</b>		<b>S</b>		<b>Z</b>	
<b>F</b>		<b>M</b>		<b>T</b>			
<b>G</b>		<b>N</b>		<b>U</b>			

**Fig. 3.1 Notations of Braille Script**

 A	 M	 C	 D	 E	 F	 G	 H	 I
 J	 N	 L	 M	 Z	 O	 P	 Q	 R
 S	 T	 U	 V	 W	 X	 Y	 Z	

**Fig. 3.5 Symbolic Language**

1. Inventor of Braille Script is

(a) Ablokit (b) <sup>Louie Braille</sup> ~~Louie Braille~~

(c) Ronald Ross (d) Galileo [ B ]

2. How many unbossed dots are here in Braille Script.

(a) 4 (b) 5 (c) 12 (d) 6 [ D ]

3. What is the other name of pointed pen.

(a) stylus (b) scale

(c) loox (d) none of them [ A ]

4. Louie Braille lived in

(a) England (b) America



(c) France (d) Italy [c]

5. Who was Helen Keller?

Ans. - Helen Keller was a person who could not see but was a very famous writer.

6. How do blind people.

Ans. - By touching them.

7. Which language is used by the deaf and dumb people.

Ans. Symbolic language.

8. Who developed Braille script and why?

Ans. - Louis Braille developed Braille script



for the people who cannot see.

9. What is sign language?

Ans. It is a special language. It is used for mute deaf people sign or symbols are made with the help of hands.

10. What is cerebral palsy?

Ans. Cerebral palsy is a disease. In this disease all the organs are normal but they do not function properly because brain of the patient has no control.



## We are special



### New words:-

pencil	embossed	instruction
sketch	indication	cerebral palsy
appearance	stylus	struggle
recognize	brilliant	disease
script	language	doordarshan
touching	gesture	Rajasthan
notation	symbolic	Kashmir

1. Inventor of Braille script is

- (a) ~~Abh~~ Ablokit (b) Louie Braille  
(c) Ronald Ross (d) Galileo

[ B ]

2. How many embossed dots are there in Braille script?

- (a) 4 (b) 5 (c) 12 (d) 6

[ d ]

3. What is the other name of pointed pen?

- (a) Stylus (b) Scale  
(c) box (d) new of them

[ A ]

4. Louie Braille lived in

- (a) English (b) America  
(c) France (d) Italy

[ c ]

5. Who was Heller Keller?

Ans- Heller Keller was a person who could not see but was a very famous writer.



6 How do blind people identify alphabets?

Ans - By touching them.

7 Which language is used by the deaf and dumb peoples?

Ans - Symbolic language.

8 Who developed Braille script? And why?

Ans - Louis Braille developed Braille script for the people who cannot see. He modified the language based on 12 dots into 6 dots. So it was named as Braille script or language.

9 What is sign language?

Ans - It is a special language. It is used for mute-deaf people. Sign or symbol are made with the help of hands.

10 What is cerebral palsy?

Ans - Cerebral Palsy is a disease. In these disease all the organs are normal but they don't function properly. Because brain of the patient has no control.